

Scaled data based on original data using
LM-79-08 Approved Method: Electrical and Photometric Measurements of Solid-
State Lighting Products

Test Report Prepared for
Cooper Lighting Solutions
(formerly Eaton)

Brand: STREETWORKS

Report Number: P300416

Luminaire Tested: **GAA-AF-01-LED-U-AFL-7030-600**

Issue Date: 3/3/2020

Test Information

Test Method: LM-79-08
Report Number: P300416
TEST IS SCALED FROM IESNA LM-79-08 TEST DATA (P24165)
Test Lab: INNOVATION CENTER P2
Issue Date: 3/3/2020
Manufacturer: COOPER LIGHTING SOLUTIONS (FORMERLY EATON)
Product Line: STREETWORKS
Catalog Number: GAA-AF-01-LED-U-AFL-7030-600
Description: GALLEONNAIRE AREA AND ROADWAY LUMINAIRE
(1) 70 CRI, 3000K CCT 600mA LIGHTSQUARE WITH 16 LEDS EACH AND Automotive Frontline OPTICS
Light Source: -
Ballast/Driver: -

Summary

Lumens per Lamp: N/A
Luminaire Lumens: 4060.3 lumens
Efficiency: N/A
Efficacy: 119.4 lumens/watt
Luminous Opening: Rectangular (W 0.5' x L: 0.5' x H: 0')
IES Classification: Type II - Short - Full Cutoff
BUG Rating: B1 - U0 - G1

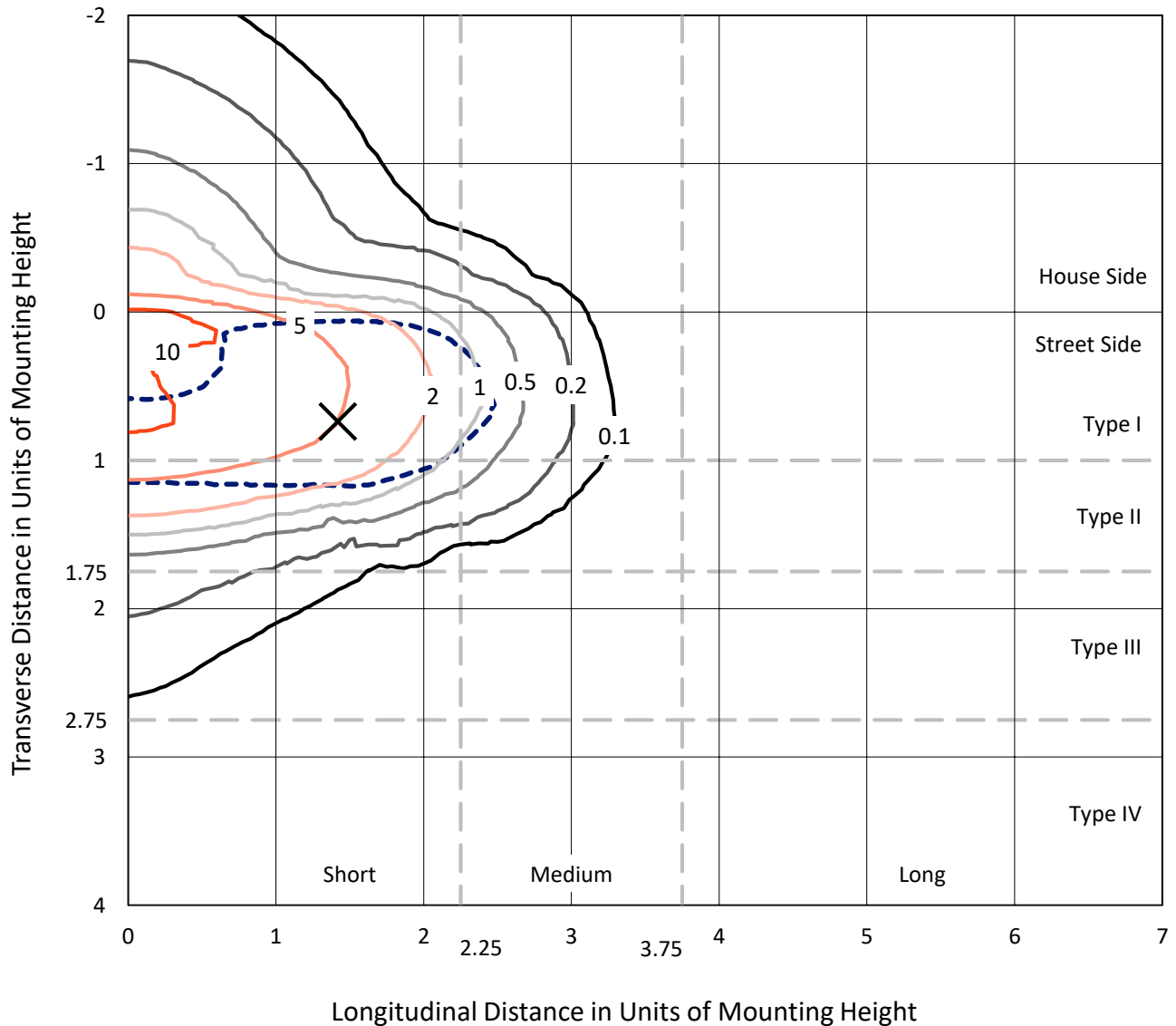
Input Watts (W): 34
Input Voltage (V): NR
Input Current (Ain): NR
Voltage Rise (V): NR
Power Factor: NR
Total Harmonic Distortion (THDi): NR
Frequency (hertz): 60
Stabilization Time: NR
Operation Time: NR
Ambient Temperature (°C): NR
Test Distance: 28.75 FT



REPORT NUMBER: P300416
 CATALOG NUMBER: GAA-AF-01-LED-U-AFL-7030-600

Iso-Footcandle Lines of Horizontal Illumination

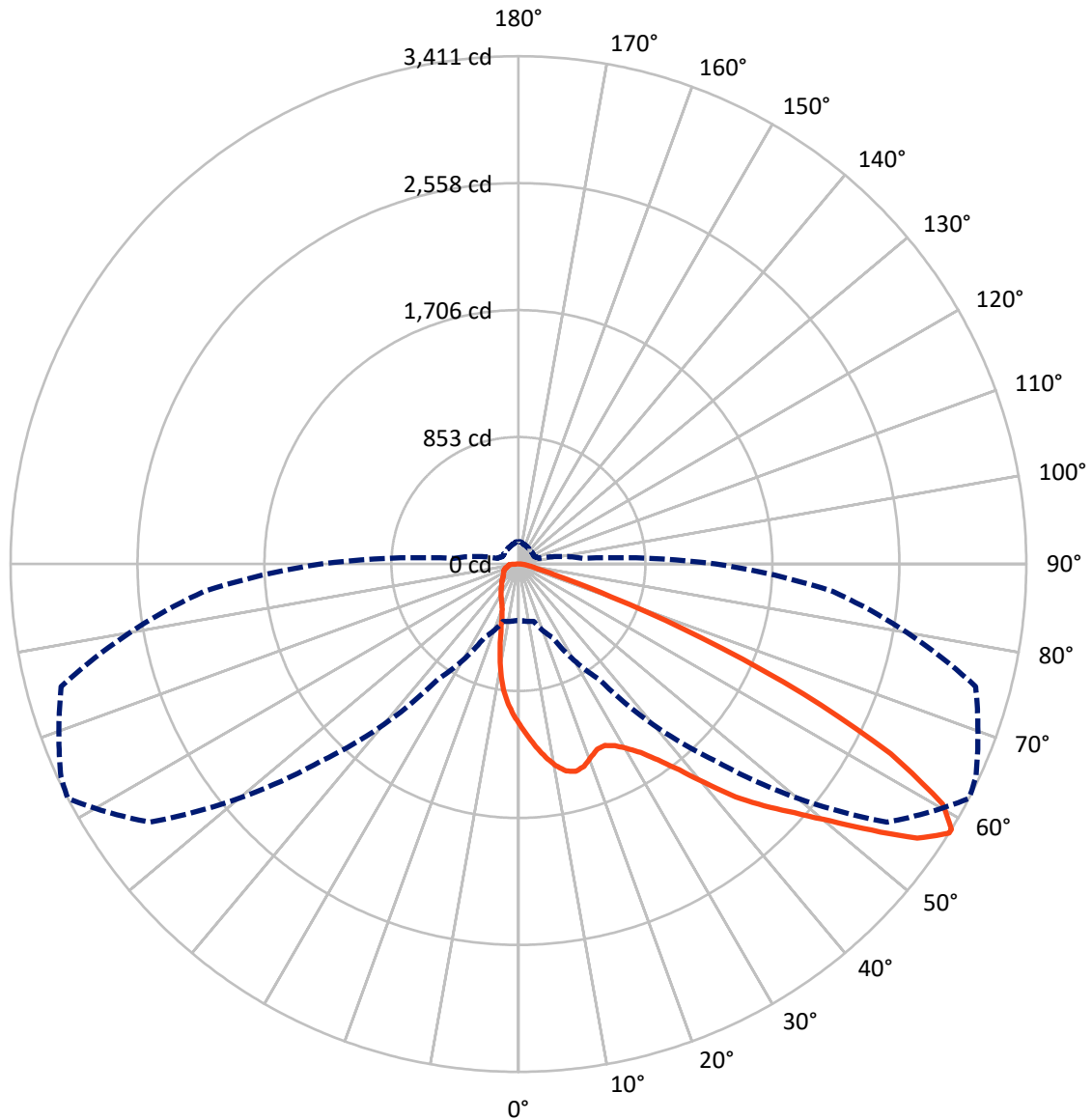
✕ Max cd
 - - - 1/2 Max cd



Based on 10 foot mounting height. Maximum calculated value = 13.1 fc
 Type II - Short - Full Cutoff

REPORT NUMBER: P300416
CATALOG NUMBER: GAA-AF-01-LED-U-AFL-7030-600

Luminous Intensity Polar Plot



— Vertical Plane Through 62.5-Deg Lateral - - - Horizontal Cone Through 58-Deg Vertical

REPORT NUMBER: P300416

CATALOG NUMBER: GAA-AF-01-LED-U-AFL-7030-600

FLUX DISTRIBUTION:

		Downward	Upward	Total
House Side	Lumens	619.2	0.0	619.2
	% Fixture	15.3	0.0	15.3
Street Side	Lumens	3441.1	0.0	3441.1
	% Fixture	84.7	0.0	84.7
Total	Lumens	4060.3	0.0	4060.3
	% Fixture	100.0	0.0	100.0

ZONAL LUMENS:

Zone	Lumens	% Fixture
0°-10°	96.5	2.4
10°-20°	246.6	6.1
20°-30°	398.6	9.8
30°-40°	632.7	15.6
40°-50°	925.8	22.8
50°-60°	968.4	23.8
60°-70°	572.1	14.1
70°-80°	161.2	4.0
80°-90°	58.5	1.4
90°-100°	0.0	0.0
100°-110°	0.0	0.0
110°-120°	0.0	0.0
120°-130°	0.0	0.0
130°-140°	0.0	0.0
140°-150°	0.0	0.0
150°-160°	0.0	0.0
160°-170°	0.0	0.0
170°-180°	0.0	0.0
0°-90°	4060.3	100.0
0°-180°	4060.3	100.0

Coefficient of Utilization



REPORT NUMBER: P300416

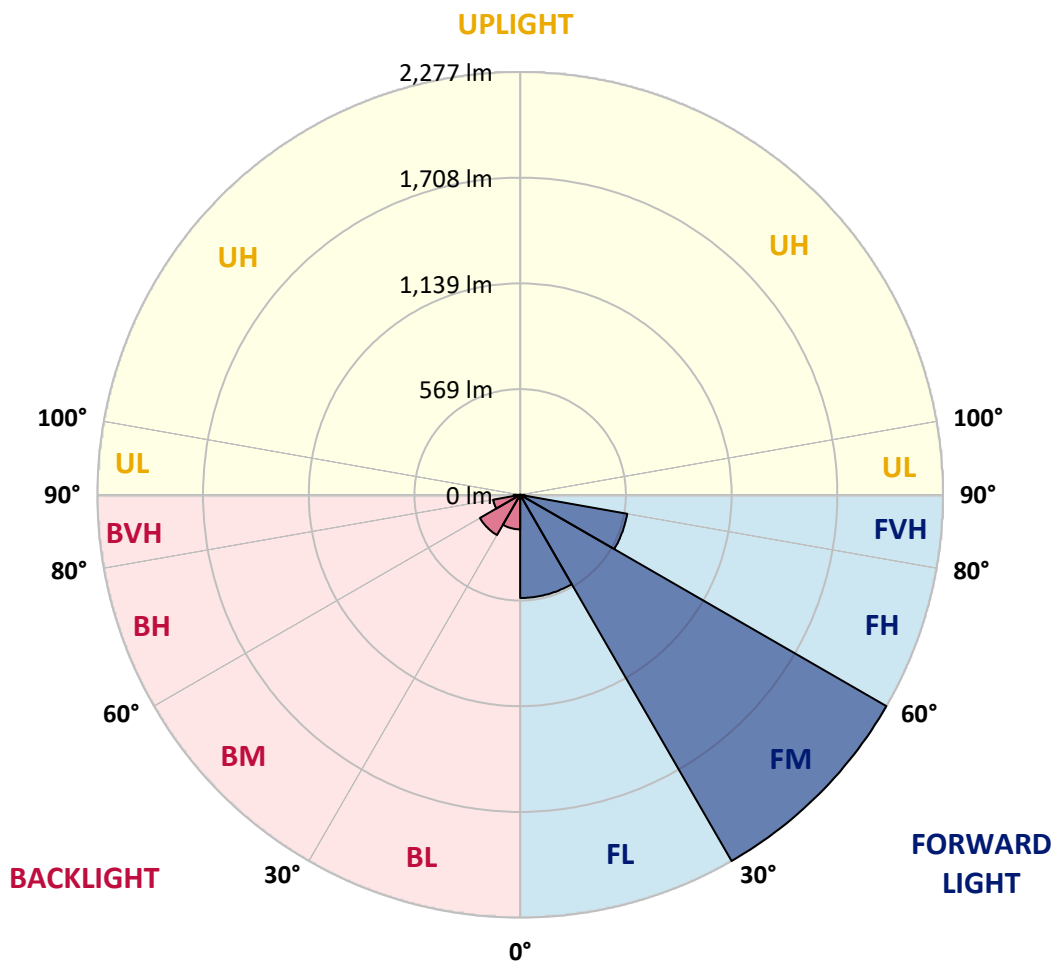
CATALOG NUMBER: GAA-AF-01-LED-U-AFL-7030-600

LUMINAIRE CLASSIFICATION SYSTEM LUMEN TABLE AND BUG RATING:

Zone		Lumens	% Fixture	Zone Rating/Lumen Limit		
				B	U	G
FL	(0°-30°)	555.5	13.7			
FM	(30°-60°)	2277.0	56.1			
FH	(60°-80°)	585.5	14.4			G0/660
FVH	(80°-90°)	23.1	0.6			G1/100
BL	(0°-30°)	186.1	4.6	B1/500		
BM	(30°-60°)	249.9	6.2	B1/1000		
BH	(60°-80°)	147.8	3.6	B1/500		G1/500
BVH	(80°-90°)	35.4	0.9			G1/100
UL	(90°-100°)	0.0	0.0		U0/0	
UH	(100°-180°)	0.0	0.0		U0/0	

BUG Rating: B1-U0-G1

Type II Short





REPORT NUMBER: P300416
 CATALOG NUMBER: GAA-AF-01-LED-U-AFL-7030-600

CANDELA DISTRIBUTION (FULL):

	0°	5°	15°	25°	35°	45°	55°	62.5°	65°	75°	85°
0°	1078.5	1078.5	1078.5	1078.5	1078.5	1078.5	1078.5	1078.5	1078.5	1078.5	1078.5
2.5°	1232.5	1222.5	1216.2	1210.7	1203.4	1187.9	1167.1	1153.9	1147.2	1124.4	1097.5
5°	1353.3	1344.5	1338.0	1330.5	1317.5	1293.3	1259.6	1232.8	1219.6	1174.1	1120.2
7.5°	1325.0	1328.6	1339.9	1359.6	1376.4	1373.2	1343.2	1309.1	1291.7	1228.4	1146.6
10°	1154.4	1160.8	1180.3	1226.3	1300.9	1377.4	1400.7	1377.2	1359.6	1282.2	1173.8
12.5°	1120.2	1120.0	1121.6	1133.8	1178.2	1285.8	1402.6	1426.3	1415.8	1333.4	1201.5
15°	1134.2	1134.6	1133.4	1138.6	1152.3	1195.0	1344.1	1445.3	1452.7	1385.0	1230.2
17.5°	1170.9	1169.9	1165.5	1165.5	1170.5	1187.1	1275.3	1427.7	1462.1	1430.7	1255.4
20°	1232.5	1228.1	1216.4	1205.7	1200.3	1209.3	1247.0	1387.1	1445.8	1470.7	1276.2
22.5°	1307.0	1303.6	1284.7	1261.7	1243.2	1243.0	1261.5	1351.8	1417.7	1508.4	1293.8
25°	1403.4	1397.8	1369.7	1333.0	1300.5	1288.1	1293.3	1350.0	1402.4	1549.3	1309.5
27.5°	1516.6	1506.4	1473.2	1420.2	1372.4	1347.4	1339.9	1381.2	1416.4	1599.9	1331.3
30°	1653.9	1642.2	1599.6	1530.5	1463.0	1421.9	1406.1	1436.5	1462.7	1661.7	1366.3
32.5°	1810.1	1793.2	1743.9	1667.8	1579.1	1516.4	1490.6	1509.5	1530.3	1736.1	1410.1
35°	2025.9	2005.9	1934.5	1829.6	1729.4	1643.1	1601.9	1615.6	1635.9	1847.0	1473.4
37.5°	2173.1	2164.2	2116.7	2018.1	1909.1	1809.9	1746.0	1754.0	1765.5	1985.6	1554.4
40°	2171.8	2175.4	2176.4	2177.4	2103.2	2008.1	1939.5	1931.1	1928.8	2137.8	1646.6
42.5°	2063.0	2077.9	2126.1	2223.8	2268.9	2225.3	2162.4	2138.2	2126.1	2317.1	1744.3
45°	1896.5	1904.5	1994.8	2185.6	2353.8	2440.4	2392.8	2316.4	2294.6	2481.9	1825.4
47.5°	1810.6	1819.4	1876.2	2084.2	2352.9	2614.2	2641.8	2496.1	2457.1	2625.3	1895.3
50°	1606.2	1624.6	1696.1	1908.0	2267.0	2694.2	2902.0	2710.2	2629.5	2764.9	1965.5
52.5°	1230.9	1259.2	1339.3	1618.1	2049.3	2654.6	3110.2	2969.9	2855.9	2909.4	2025.7
55°	776.5	797.5	864.8	1142.8	1639.3	2448.7	3189.2	3250.7	3149.4	3046.3	2077.9
57.5°	422.2	431.5	456.8	631.0	1066.3	1993.4	3074.1	3410.6	3368.5	3162.6	2117.3
58°	377.8	384.1	399.8	546.8	945.7	1869.0	3023.0	3411.2	3390.1	3179.6	2120.4
60°	280.3	277.0	263.1	312.0	526.4	1291.2	2714.4	3274.6	3336.4	3200.5	2105.5
62.5°	246.3	238.4	209.9	206.7	256.0	594.8	2077.0	2805.1	2950.9	3081.5	2014.8
65°	231.3	222.9	186.2	174.4	184.7	251.6	1223.5	2103.7	2286.7	2720.9	1783.1
67.5°	220.3	209.4	171.1	154.9	155.6	166.3	490.4	1325.0	1530.9	2065.9	1386.9
70°	209.6	197.7	158.3	139.6	135.2	131.5	195.0	663.3	850.1	1304.9	884.3
72.5°	198.1	186.4	147.0	127.5	118.9	106.9	127.3	271.3	379.0	617.4	401.1
75°	181.4	170.9	135.8	116.8	104.6	88.5	96.2	141.7	170.0	245.9	193.3
77.5°	161.0	152.4	123.1	108.0	92.7	71.9	74.0	98.3	109.0	140.7	114.9
80°	115.7	118.7	109.6	97.1	82.6	58.3	56.8	71.7	77.4	90.4	74.8
82.5°	81.3	83.0	90.6	79.3	68.3	45.9	41.9	50.5	53.9	59.5	40.3
85°	56.0	54.1	62.1	55.3	49.3	30.6	28.7	34.2	36.3	36.9	20.8
87.5°	33.7	33.7	35.9	29.6	26.6	15.9	15.5	19.5	20.8	19.9	11.5
90°	0.0	0.0	0.0	0.0	0.0	0.0	0.0	0.0	0.0	0.0	0.0



REPORT NUMBER: P300416
 CATALOG NUMBER: GAA-AF-01-LED-U-AFL-7030-600

CANDELA DISTRIBUTION (continued):

	90°	95°	105°	115°	125°	135°	145°	155°	165°	175°	180°
0°	1078.5	1078.5	1078.5	1078.5	1078.5	1078.5	1078.5	1078.5	1078.5	1078.5	1078.5
2.5°	1081.4	1067.8	1039.0	1015.8	986.6	956.2	939.2	921.0	908.6	899.6	913.9
5°	1089.6	1061.9	1002.3	945.7	883.1	818.1	768.8	722.9	691.0	671.1	689.8
7.5°	1102.6	1060.0	965.0	868.2	756.0	647.8	551.0	490.4	455.0	437.7	448.5
10°	1117.5	1056.9	921.2	763.3	602.7	466.3	394.1	369.6	361.6	358.3	359.8
12.5°	1130.0	1050.4	867.5	636.3	452.6	368.2	347.4	346.8	348.6	348.9	349.5
15°	1138.8	1040.9	787.7	504.0	361.9	335.6	334.4	337.8	341.1	342.4	343.2
17.5°	1144.7	1021.2	697.7	398.5	324.3	319.7	322.4	326.8	330.2	331.2	331.9
20°	1144.1	992.3	590.4	332.3	303.8	303.8	308.4	311.8	312.0	310.9	311.5
22.5°	1138.2	952.7	486.4	297.1	285.6	288.9	293.5	290.2	276.9	268.1	268.6
25°	1128.3	905.5	397.3	274.8	268.8	274.6	273.2	248.7	229.6	221.0	221.0
27.5°	1119.5	849.7	328.9	255.2	252.0	259.1	235.4	213.2	205.2	201.1	199.8
30°	1113.2	789.5	283.2	236.5	236.1	231.0	204.2	198.1	196.7	193.5	192.3
32.5°	1114.7	728.5	253.9	220.1	221.4	197.7	189.3	190.6	189.5	186.0	184.5
35°	1127.3	670.5	234.8	205.2	201.1	178.6	180.5	183.0	182.6	177.8	176.3
37.5°	1149.9	615.7	222.2	192.7	175.5	169.0	172.1	175.9	174.9	171.7	170.5
40°	1173.6	564.0	211.8	183.0	160.4	162.5	165.2	167.3	168.3	169.2	168.4
42.5°	1196.7	510.1	199.2	173.0	154.1	156.4	157.5	159.6	164.8	168.4	168.3
45°	1210.5	459.4	186.2	158.9	149.1	150.5	149.7	153.9	160.2	166.2	166.3
47.5°	1225.8	420.1	175.9	145.9	144.4	145.3	143.0	147.2	153.0	160.2	161.0
50°	1244.3	396.5	167.7	135.6	137.9	137.9	137.3	141.1	149.1	157.5	159.1
52.5°	1265.3	392.0	160.8	128.1	131.4	131.2	131.7	137.5	146.3	154.5	155.8
55°	1291.0	404.4	153.3	122.6	125.0	125.8	127.7	134.2	141.7	151.0	151.6
57.5°	1320.8	429.6	147.4	118.2	119.3	121.8	124.9	130.8	138.8	149.1	149.7
58°	1325.8	435.0	146.5	117.8	118.2	121.0	124.5	130.2	138.2	149.5	150.1
60°	1326.0	452.8	144.4	116.1	113.8	118.5	122.4	128.1	137.3	150.9	152.2
62.5°	1278.9	452.6	142.8	113.6	109.2	115.1	119.5	126.2	136.3	154.1	156.8
65°	1126.2	411.3	135.6	109.7	105.5	112.0	117.0	124.9	139.0	168.3	170.0
67.5°	880.8	337.1	122.0	104.4	100.8	109.0	115.5	124.7	141.9	171.5	172.7
70°	582.4	252.2	107.1	98.3	95.8	105.3	116.2	131.2	138.6	164.6	161.6
72.5°	302.3	177.0	95.0	90.6	90.1	102.1	127.3	130.4	135.4	154.9	151.0
75°	158.7	122.9	84.5	82.2	83.2	101.3	150.3	127.0	131.2	148.2	155.4
77.5°	97.1	99.2	75.5	74.6	76.5	99.0	150.1	122.6	125.0	136.3	144.4
80°	65.0	80.5	68.6	68.8	70.2	90.6	134.8	115.7	117.6	128.9	137.1
82.5°	41.1	47.6	62.3	65.6	63.9	74.8	114.5	105.3	108.0	147.4	155.8
85°	20.8	29.8	54.1	63.1	57.6	52.4	92.9	92.3	93.7	106.3	111.1
87.5°	9.6	16.4	42.3	55.1	43.4	32.7	67.5	68.4	73.8	75.5	75.5
90°	0.0	0.0	0.0	0.0	0.0	0.0	0.0	0.0	0.0	0.0	0.0

(END OF REPORT)